

目 录

Unit	Telling apart	Testing your ears
1 <i>p1</i> Going to college 职业与个人	Five groups of sounds: /i:/ /ɪ/, /e:/ /ɛ/, /e/ /æ/, /p/ /b/, /p/ /f/	College life
2 <i>p15</i> Social activities on campus 职业与个人	Five groups of sounds: /æ/ /ɒ/, /ɔ:/ /ɒ/, /f/ /v/, /b/ /v/, /t/ /d/	Activities and school clubs
3 <i>p29</i> Science and technology 职业与社会	Five groups of sounds: /ɒ/ /ɑ:/, /ʊ/ /ʊ/, /ɒ/ /aʊ/, /s/ /z/, /z/ /ð/	Telecommunications and the Internet
4 <i>p43</i> I love this game! 职业与社会	Five groups of sounds: /ɜ:/ /ʌ/, /i:/ /eɪ/, /t/ /θ/, /s/ /ts/, /z/ /dz/	Sports activities
5 <i>p57</i> Celebrating holidays 职业与个人	Five groups of sounds: /æ/ /ɑ:/, /æ/ /aɪ/, /e/ /eɪ/, /m/ /n/, /n/ /ŋ/	Festivals and holidays
6 <i>p71</i> Body language in communication 职业与社会	Five groups of sounds: /ɜ:/ /ɔ:/, /ɜ:/ /əʊ/, /l/ /n/, /l/ /r/, /s/ /θ/	Gestures and etiquette
7 <i>p85</i> New jobs today 职业与个人	Five groups of sounds: /ʌ/ /ɑ:/, /æ/ /ʌ/, /ɒ/ /ʌ/, /d/ /ð/, /θ/ /ð/	Work and professions
8 <i>p99</i> Gender differences 职业与环境	Five groups of sounds: /eɪ/ /aɪ/, /u:/ /əʊ/, /f/ /θ/, /v/ /w/, /r/ /w/	Gender differences
<i>p113</i> Glossary		

Opening your mouth	Viewing together	Voice of China
Greetings and introductions	Video clip Starting college	Video clip Confucius
Asking the way and giving directions	Video clip Feeling at home on campus	Video clip A volunteering experience
Asking for and giving advice	Video clip Technology addiction	Video clip 5G technology on the express
Offering help and responding	Video clip Three less well-known sports	Video clip An ancient winter sport
Agreeing and disagreeing	Video clip The Spring Festival celebrations	Video clip Mid-Autumn Festival and the moon in Chinese culture
Taking leave	Video clip Body language: Alice's case	Video clip A Chinese etiquette coach
Making apologies	Video clip A new kind of farmers	Video clip New professions in China
Asking for permission and responding	Video clip The girls mastering science	Video clip China's female astronauts


Going to college

Great Learning aims to foster moral integrity,
forge close ties with the people and attain
consummate virtue in both words and deeds.

—*The Book of Rites*

大学之道，在明明德，
在亲民，在止于至善。

——《礼记》





Telling apart

Five groups of sounds: /i:/[ɪ], /e/[ɪ], /e/[æ], /p/[b], /p/[f/

1 Listen to the sentences and circle the word you hear in each of them.

1. Be careful! Don't **sleep**/**slip** on the floor. 
2. There is a **ship**/**sheep** over there. 
3. The soup is **better**/**bitter** for me. 
4. They are **picking**/**pecking** apples. 
5. Can you find the **ladder**/**letter**? 
6. The **man**/**men** will carry those apples tomorrow. 
7. Sam really made a **pig**/**big** of himself at dinner. 
8. You can take a photo of those **peas**/**bees**. 
9. My mother bought a **fan**/**pan** yesterday. 
10. Can't you see your **cup**/**cuff** is dirty? 

2 Read the sounds and words after the recording, then compare them.

Vowels

[i:] vs [ɪ]

sleep/slip
sheep/ship
cheek/chick
heat/hit
beat/bit

[e] vs [ɪ]

better/bitter
peck/pick
pen/pin
letter/litter
fell/fill

[e] vs [æ]

bed/bad
letter/ladder
men/man
pen/pan
beg/bag

Consonants

[p] vs [b]

pig/big
peas/bees
park/bark
pear/bear
cap/cab

[p] vs [f]

pan/fan
cup/cuff
copy/coffee
pat/fat
pull/full

- 3 🎧 Read the proverbs and sayings after the recording, then practice by yourself.

Proverbs & sayings

A friend in need is a friend indeed. | 患难见真情。

All's well that ends well. | 结果好就是好。

East or west, home is best. | 金窝银窝，不如自家的狗窝。

A bad beginning makes a bad ending. | 不善始者不善终。

Bad news has wings. | 好事不出门，坏事传千里。

- 4 🎧 Read the tongue twister after the recording, then practice by yourself.

Tongue twister

A big black bear bit the back of a big black pig.

Then a big black bug bit the back of the big black bear.

And when the big black bug bit the big black bear,

The big black pig bit back the big black bear.



Testing your ears

College life

Word bank

friendly *adj.* 友好的

homesick *adj.* 想家的, 思乡的

subject *n.* 学科, 科目

theater *n.* 剧场, 戏院

wild *adj.* 放纵的, 难以约束的

be worried about 为……担心

get along 进展, 应付

hand in 上交, 提交

on one's own 独自地, 独立地

Listening strategy Always listen with a **specific purpose** in mind. Ask yourself what you are listening for. Are you listening for a general understanding of the whole lecture or conversation? Or are you listening for specific information?

1 **QUESTIONS** Listen to the questions and decide on the best answers. The questions will be spoken twice.

Example

You will hear: Mr. Smith is not in. Would you like to leave him a message?

You will read: A. I'm not sure. B. You're right.
C. Yes, certainly. D. That's interesting.

From the question, we learn that the speaker is asking the listener to leave a message. Therefore, C. Yes, certainly. is the best answer.

1. A. I'm a nurse. B. I'm married. C. No, I can't. D. Physics.
2. A. I've caught a cold. B. Yes, I am. C. You are welcome. D. Thanks a lot.
3. A. Well, you can't. B. Do you believe it? C. Everyone says so. D. Yes, it's even harder than people say.
4. A. She is kind. B. Very well. C. She often writes to me. D. She is tall.
5. A. Take it easy. B. Art. C. Good idea. D. That's wrong.
6. A. No, it isn't. B. It takes time. C. I like it. D. It's my pleasure.
7. A. Yes, they are. B. No, they aren't. C. Don't mention it. D. So do I.
8. A. No, I don't. B. Yes, of course. C. I want to be an engineer. D. For two years.

2 **SHORT CONVERSATIONS** Listen to the short conversations and decide on the best answers. Both the conversations and the questions will be spoken twice.

Example

You will hear: W: Are you catching the 10:15 flight to New York?

M: No. I'm leaving this evening.

Q: What are the two people talking about?

You will read: A. New York City. B. An evening party.
C. A plane trip. D. The man's job.


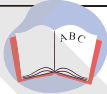




From the conversation, we learn that the man is to take a flight to New York. Therefore, C. A plane trip. is the best answer.

1. A. At 8:00. B. At 7:00.
C. At 7:30. D. At 6:30.
2. A. For 30 years.
B. For 15 years.
C. For 5 years.
D. For 50 years.
3. A. To see a play.
B. To go shopping.
C. To go swimming.
D. To go to see her mother.
4. A. It's not as good as it was.
B. It's better than people say.
C. It's better than it used to be.
D. It's not better than people say.
5. A. She agrees with the man.
B. She is wild, too.
C. She doesn't agree with the man.
D. The man is wild, too.
6. A. David. B. The woman.
C. The man. D. Tony.
7. A. Two teachers. B. A teacher and a student.
C. Two students. D. A father and a daughter.
8. A. Wednesday. B. Monday.
C. Tuesday. D. Sunday.



3 CONVERSATIONS

1. Listen to the conversation and check (✓) the two speakers' most interested subjects. The conversation will be spoken twice.

Frank		Daisy
<input type="checkbox"/>	 Music	<input type="checkbox"/>
<input type="checkbox"/>	English 	<input type="checkbox"/>
<input type="checkbox"/>	 History	<input type="checkbox"/>
<input type="checkbox"/>	Math 	<input type="checkbox"/>
<input type="checkbox"/>	 Computer science	<input type="checkbox"/>
<input type="checkbox"/>	Art 	<input type="checkbox"/>

2. Listen to the conversation and match the information in the two columns. The conversation will be spoken twice.

Name	Reason for liking college
1) Richard <input type="radio"/>	<input type="radio"/> A. Talking with friendly people
2) Carol <input type="radio"/>	<input type="radio"/> B. Being on his/her own
3) Susan <input type="radio"/>	<input type="radio"/> C. Having Fridays off

Opening your mouth

Greetings and introductions



Reading out

1 **EXCHANGES** Read the short conversations after the recording, then practice them with your partner.

- 1 W: Hi, Robert. How are you?
M: Great, thanks. And you?
W: Terrible. I've caught a cold.
- 2 M1: Good morning, Mr. Morgan. How are things with you?
M2: Everything is all right. Thank you, Paul.
- 3 W1: Hi, Lisa. I haven't seen you for ages.
W2: It really has been a long time.
- 4 W: Hi. My name is Nicole.
M: I'm Paul.
W: It's a pleasure to meet you.
M: Nice to meet you, too.
- 5 W: Please allow me to introduce myself. My name is Bonnie.
M: Glad to meet you.
W: Glad to meet you, too.
- 6 M1: Lisa, I'd like you to meet my classmate, Paul.
W: How do you do?
M2: How do you do?

2 **CONVERSATION MODELS** Read the conversations after the recording. Pay attention to the expressions for greetings and introductions.

- 1 M1: Hi, Nicole! I haven't seen you for ages.
W: It really has been a long time. How are you?
M1: Very well, thank you. And you?
W: Great, thanks.
M1: Nicole, I'd like you to meet my friend, Sam.
W: How do you do? Very glad to meet you.
M2: How do you do? I'm glad to meet you, too.
W: Sam, are you new here?
M2: Yes, I'm a new student at Foreign Studies College.

- 2 W: Nice party, isn't it?
M: Yes, it is.
W: My name is Jessica Evans, by the way.
M: Sorry, what's your first name again?
W: Jessica.
M: Nice to meet you. I'm Bill.
W: Nice to meet you, too. What do you do, Bill?
M: Well, I'm a business person.
W: Oh, are you? Where are you from?
M: I'm from England.

Word bank

business person *n.* 商人, 生意人

introduce *v.* 介绍, 引见

pleasure *n.* 荣幸, 乐事

by the way 顺便说

catch a cold 患感冒

spare time 空闲时间

Foreign Studies College 外国语学院



Tip

When people meet for the first time, they usually greet each other and introduce themselves. After this, you can **ask about jobs, interests**, etc., to keep the conversation going.

Speaking up

1 **CONVERSATION 1** Complete the conversation, then listen to the recording and check your answers.

W: Hi. 1) _____ Alice.

M: Hi. I'm Steven. 2) _____.

W: Nice to meet you, too. 3) _____?

M: I'm a teacher.

W: Oh, really? That's nice.

M: What do you do?

W: 4) _____ a doctor.

M: So, what do you like to do in your spare time?

W: I like 5) _____. 6) _____?

M: I like reading.

It's your turn!

Make up a conversation following **CONVERSATION 1**. The language notes are for your reference.

SITUATION

You meet someone for the first time at a friend's house. You want to know the person, and learn about his/her job and interests.

Language notes

- occupations: teacher, doctor, lawyer, nurse, engineer, business person
- interests: painting, singing, dancing, swimming, skating, playing basketball/volleyball/tennis/soccer
- What's your job?
- What are your interests?/What do you like to do in your spare time?



2 **CONVERSATION 2** Rearrange the order of the sentences to form a conversation, then listen to the recording and check your answers.

1. Great city, isn't it?
2. Glad to meet you, too.
3. How do you do?
4. Well, it's been nice talking to you.
5. About a week.
6. How do you do? Glad to meet you.
7. Yes, it seems really interesting.
8. Yes, nice talking to you, too.
9. No, I just arrived yesterday.
10. Jason, can I introduce you to Rose, Rose Smith? Rose, this is Jason White. He is a teacher.
11. Have you been in Beijing long?
12. How long are you going to stay here?

10 → → → → 11 → → → → → → → 8

Tip 

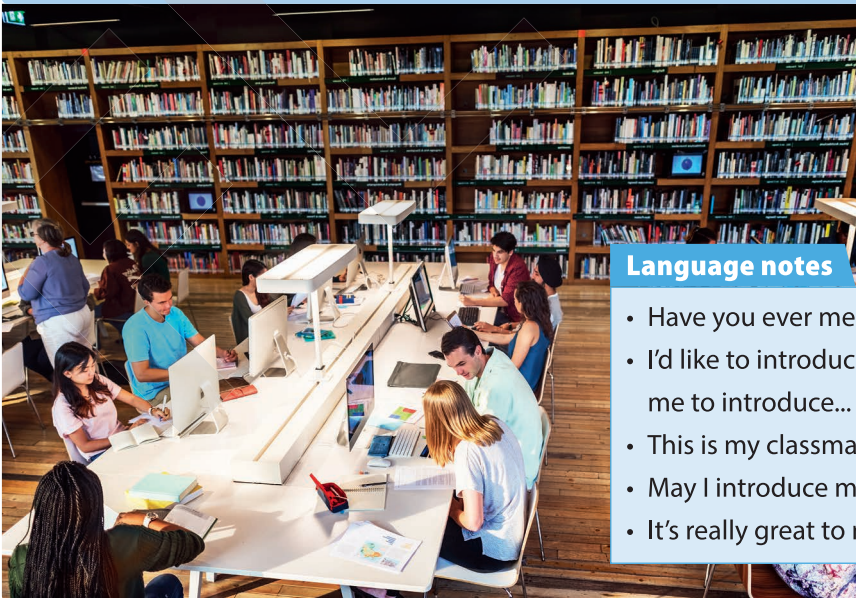
There are some general rules for introductions:

- A man is always introduced to a woman.
- A young person is always introduced to an elder person.
- A less important person is always introduced to a more important person.

It's your turn! Make up a conversation following **CONVERSATION 2**. The language notes are for your reference.

SITUATION

You and your classmate are at the library. Here you meet one of your foreign friends. You want to introduce them to each other.



Language notes

- Have you ever met...?
- I'd like to introduce you to.../Please allow me to introduce... to you.
- This is my classmate/roommate/friend.
- May I introduce myself?
- It's really great to meet you.



3 CONVERSATION 3 Act out a conversation based on the clues.

A 1. Greet B.

1. Reply and introduce yourself. **B**

A 2. Introduce yourself and ask where B is from.

2. Reply and ask where A is from. **B**

A 3. Reply. Ask about B's job.

3. Reply. Ask about A's job. **B**

A 4. Reply.

4. Find out A's interests. **B**

A 5. Reply and ask about B's interests.

5. Reply. **B**

It's your turn! Make up a conversation following **CONVERSATION 3**. The language notes are for your reference.

SITUATION

You meet a person at a party. You want to introduce yourself and find out about his/her hometown, job, and interests.






Language notes

- Have we ever met before?
- I don't think I've had the pleasure.
- Please allow me to introduce myself./Let me introduce myself.
- It's a pleasure to meet you./Glad to meet you!
- What do you do?

Acting out

- 1 **LISTENING** Listen to the conversations. Match each conversation (shortened as "C") to a picture, then listen again and complete the table below. Finally, practice the conversations with your partner.

		Name	Job	Where... from?
C1 <input type="radio"/>	 A	Eric Beet	A(n) 1) _____	2) _____
C2 <input type="radio"/>	 B	Mark	A dancer	3) _____
C3 <input type="radio"/>	 C	Emma	A(n) 4) _____	Italy

- 2 **SPEAKING** Imagine you are at a party. First, decide on your character name and job title, and note them down. Then talk to as many "guests" as possible. Ask them questions and write down their answers in the following chart.

Example

—What do you do?
—I'm a doctor.

Name	Where... from?	What... do?	What... like to do?



Viewing together

Starting college

Word bank

account *n.* 账户

dining room *n.* 餐厅

mess *n.* 脏乱, 麻烦

orientation *n.* (新工作或学习课程开始前的) 培训, 迎新

register *v.* 登记, 记录

Before viewing

- 1 WARM-UP** What things should you do in the first week at college? Look at the following to-do list of a college freshman, learn the phrases and add more ideas to the list.

To-do list

- Open a bank account
- Meet new people
- Attend the opening ceremony
- Join a club
- Select courses
- _____
- _____
- _____

While viewing



- 2 MAIN IDEA** Watch the video clip and check (✓) the topics that the two speakers discuss.

- 1. Yesterday's orientation
- 2. The library introduction
- 3. David's plans for the afternoon
- 4. The talk on Friday
- 5. Their feelings on the first day at college

3 **DETAILS** Watch the video clip again and decide on the best answers.

1. What is the name of the male student?
A. David. B. Carpenter. C. Mia. D. Mat.
2. Where will the library introduction be held?
A. In the 11th Building. B. In the Main Building.
C. In the Main Hall. D. In the Dining Hall.
3. Mia plans to do the following things for the afternoon EXCEPT _____.
A. opening a bank account B. going to register
C. choosing courses D. going to the library
4. When will the “Life in Halls” talk be held?
A. At 9 a.m. on Wednesday.
B. At 9 p.m. on Friday.
C. At 9 a.m. on Friday.
D. At 11 a.m. on Wednesday.
5. Will the female student go to the “Life in Halls” talk? Why or why not?
A. She will go to the talk even though it is a bit early.
B. She will not go to the talk because it is a bit early.
D. She will go to the talk because she hasn’t moved into the hall yet.
C. She will not go to the talk because she has already lived in the hall.

After viewing

4 **CRITICAL THINKING** Discuss the questions in groups. The language notes are for your reference.

1. What do you think is the most important part of a college orientation? Why?
2. Has college life met with your expectations? Why or why not?

Language notes

- have a campus tour, attend information sessions, check out the dorm, get to know school staff, select courses
- be familiar with, take part in, sign up for
- I’m (not) surprised that...
- ... is (not) what I was expecting.
- ... is exactly what I want.
- ... is contrary to my expectations.



Word bank

cultivation *n.* (某种素质或技能的)

培养

develop *v.* (使)发展, 形成

emphasize *v.* 强调

harmonious *adj.* 和睦的, 和谐的

leader *n.* 领导者, 领袖

oriental *adj.* 东方的

philosophy *n.* 哲学, 思想体系

political *adj.* 政治的

promote *v.* 促进, 推广, 晋升

ruler *n.* 统治者

scholar *n.* 学者

spiritual *adj.* 精神的, 心灵的

make a contribution to 为……做

贡献

make an effort 尽量, 尽力

Confucianism 儒家思想

Confucius 孔子

1 UNDERSTANDING Watch the video clip and complete the information about Confucius.

CONFUCIUS

Birth

Born in 1) _____ B.C.

Family

Raised in a(n) 2) _____ family

Ideas

Developed his thoughts into Confucianism, which emphasized:

- Self-cultivation
- 3) _____ relationships with each other
- 4) _____ for the elderly
- Honesty with friends

Status

- Great philosopher, scholar, and spiritual 5) _____
- Symbol of oriental 6) _____



2 CRITICAL THINKING Discuss the questions in groups. The language notes are for your reference.

1. Do you know any of Confucius' ideas on education? List a few and share them with your group members.
2. Why is college education important for personal development?

Language notes

- in my opinion, personally
- According to Confucius/In Confucius' view, ...
- Confucius believes that...
- It has a long-standing/profound/decisive influence on...
- It is essential/important, because...